


PACESETTER 495



Specifications accurate at time of input.

PACESETTER 495

built by

**BRACEWELL
BOATWORKS**

Length overall (LOA) 51' - 6"

Length on deck (LOD) 47' - 6"

Beam 16' - 0"

Displacement 44,000 lbs.

Draft 3' - 6"

Fuel capacity 600 gallons

Water capacity 200 gallons

Holding tank 65 gallons

Bridge clearance 19' 6"

CONSTRUCTION FEATURES

Hull and deck are hand laid, with isophthalic resins and gelcoat using foam-cored construction

Hull is foam-cored down to the waterline with solid glass below the waterline with foam-cored stringers

Unitized construction with fiberglassed soles and bulkheads

Non-skid decks

Insulation: thermal and acoustic

Warranty: five year structural hull limited

STANDARD EQUIPMENT & OPTIONS LIST

STANDARD PROPULSION

-Twin Volvo-Penta D9-500hp turbocharged common rail, electronically controlled

***Other engines may be available on request**

ENGINE ROOM

- Heat exchanger: fresh water cooled
- 4D start batteries
- Flexible engine mounts and gear mounts
- Engine room lighting: (4) 110V fluorescent lamps and 24 V bulbs
- Propeller shafts: premium 316 stainless steel
- Propellers: 4 blade
- Main engine controls: standard electronic engine manufacturer's
- Main engine exhaust: through aft corners
- Main engine cooling system: separate through hulls via sea bay with sea cocks
- Fuel system: aluminum tanks for 600 gallon capacity with crossover valve; one fill port, one starboard
- Primary Racor filters and engine mounted secondary fuel filters

HARDWARE & EQUIPMENT


- Steering: hydraulic controlled twin stainless rudders with bronze gland-type bearings
- Stainless steering wheels
- Bow thruster 10", 10hp dualprop hydraulic
- Trim tabs: Bennett electric/hydraulic or equivalent
- Heating system: Hurricane II hydronic with electric element heater
- Domestic water: deck fill port and starboard, 200 gallon tank and pressure pump
- Domestic water heater: 20 gallon tank with engine heat exchanger
- Sewage system: with holding tank and valve for overboard discharge via macerator
- Tank level sender and gauge
- Bilge pumping system: four high-capacity auto/manual switched electric pumps
- One manual Whale bilge pump for engine room bilge
- Seacocks: bronze or stainless steel on all underwater fittings
- Bonding system: main bonding strap throughout vessel
- Central vacuum system

ELECTRICAL SYSTEMS

- Auxiliary generator: 13.5kw Onan or 12kw Northern Lights with ship-to-shore transfer switch, sound shield, through hull exhaust with water lift muffler and 12V start battery
- 4000 Watt Xantrex inverter
- Distribution panels: 110/220V AC and 24/12V DC, with voltmeter
- Shore connection: 50' x 50 amp shorepower cables to sockets at cockpit
- House batteries: HD deep cycle in 24V array with battery switches
- Battery chargers: (1) 24V 120 amp, (1) 24V 40 amp for start batteries
- Engine manufacturer's panels: including engine rpm, engine water temp, engine oil pressure, gear oil temp, gear oil pressure, engine oil high temp, alarm and engine low water level alarm
- Fuel gauges, water tank gauges (lower station only)
- Horn buttons for dual electric 22" and 25" trumpets
- Windshield wipers: with switches (lower station only)
- Defogger wipers (lower station only)
- Auto bilge indicators
- Bilge pumping system switches (lower station only)
- Holding tank level gauges (lower station only)
- Compass and rudder angle indicators: at upper and lower stations
- Instrument lighting control
- Anchor control switches, with foot controls
- CATV inlet
- Tracvision satellite TV

NAVIGATIONAL SYSTEMS

- Furuno NavNet 3D dual-station integrated system with radar, GPS plotter and depth
- Autopilot
- Navigation lights



HULL & DECK

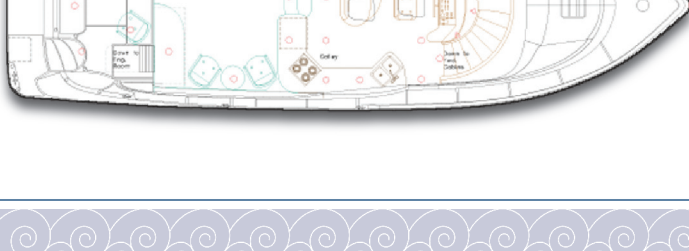
- Ceramic barrier coat
- Bottom paint: anti-fouling below spray chine, color: black
- Hull deck joint: mechanical and secondary bonded
- Sheer trim: impact resistant plastic with stainless steel insert
- Radar arch: FRP prepared for electronics
- Deck rails: 1.25" stainless steel
- Windows: aluminum framed and urethane bonded
- Deck hatch: Lewmar 20" or equivalent
- Portlights: up to (8) stainless steel
- Windlass: Lewmar Concept III 24V or equivalent, with remote switches and foot controls
- Anchor: Delta/CQR/or Bruce 30kg (66lb.) or eq., 300' 5/16 Acco chain and 100' 5/8 nylon line
- Anchor foredeck washdown, raw and freshwater
- Fender lockers: with (6) fenders
- Swim-grid: integrated into hull
- Dinghy garage package or Auxiliary Machinery Room

COMMAND BRIDGE

- Pilot console, with engine instruments and electronics
- Dodger: light-smoke plexiglas
- Pilot house access port of helm, with stairwell from pilot house
- Helm seat and companion seat
- Radar arch, with provision for mounting electronics
- Settee aft of helm seating with upholstered exterior cushions
- Two stereo speakers forward and two aft
- Bridge helm, seat & instrument covers
- Ladder to cockpit
- Courtesy lights

COCKPIT

- Courtesy lights
- Stairs from cockpit deck to swim grid
- Ladder to command bridge
- Speakers, from salon stereo
- Stowage locker and fender locker in seat at stern
- Freshwater hot & cold shower



PILOTHOUSE/DINETTE

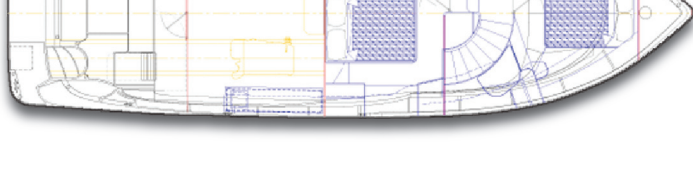
- Stidd helm seat at control console and navigation area, dinette to port
- Pilot console, with instruments and electronics
- Command bridge access stairs aft to port
- Lower deck access stairs forward to starboard
- Windshield: tempered safety glass, with defoggers
- Pilot house door starboard
- Privacy cover for windshield
- Chart locker with reading light
- Stereo speakers
- Central vacuum receptacle and 110V outlet
- Heater with zone control

GALLEY

- Galley cabinets with Karadon or equivalent counters and double stainless steel sink
- Hot and cold faucet
- Cooktop stove with ventilation fan
- Hardwood sole in galley and pilothouse
- Refrigerator: 18 cu/ft 110V
- G.F.I. outlets in countertop area (2)
- Microwave/convection oven
- Trash compactor

SALON

- Queen-sized berth to be selected from designer list, or owner supplied with credit
- L-shaped settee or sofa allowance
- Coffee table
- Occasional chairs (2)
- Entertainment cabinet with accommodation for TV and stereo
- Stereo system: AM/FM stereo system with CD player with 2 speakers
- Valances to accommodate louvered coverings
- Window coverings: vinyl louvered blinds
- Sliding aft salon door
- Cabinside windows, 1/4" safety glass, light smoke tint
- Telephone wiring to dockside receptacle
- TV and antenna hookup



MASTER STATEROOM

- Queen-sized berth with innerspring mattress
- Bureau: chest of drawers with counter top
- Night tables with drawer and locker
- Hanging locker: lighted
- 2 speakers with volume control from salon system
- Accommodation for TV (pre-wired)
- Portlights with screens
- Reading lights at berth (2) and overhead lighting
- Heater with zone control
- 110V outlets

MASTER STATEROOM HEAD:

- Vanity cabinet with Karadon countertop, and stowage under
- Hot and cold faucet
- Medicine cabinet, with mirrored door, and overhead lighting
- Enclosed shower with seat and door
- Head: Vacuflush
- Premium tile deck covering
- Portlights with screens
- Exhaust fans in shower and W/C and one GFI outlet

FORWARD GUEST STATEROOM

- Queen-sized berth with foam mattress
- Reading lights at berth (2) and overhead lighting
- Hanging locker: lighted
- Portlights with screens
- Door to ensuite/day head
- Deck hatch: 20" Lewmar or equivalent
- Entertainment area with accommodation for TV (pre-wired)
- Hatch access to chain locker
- Heater with zone control
- 110V outlets

GUEST STATEROOM HEAD / DAY HEAD:

- Doors (2) locking
- Karadon or equal vanity, cabinet with sink and hot and cold faucet
- Medicine cabinet with mirror and overhead lighting
- Head: Vacuflush
- Enclosed shower/tub, molded FRP with sump, fixtures, light and door
- Portlights with screens
- Exhaust fan and one GFI outlet

COMPANIONWAY

- Overhead lighting
- Courtesy lighting
- Central vacuum system receptacle and 110V outlet